



THE LANTERN



MAY 2009

VOLUME 11, ISSUE 5

The Super's Column Bill Paulsell



The new location seemed to work well for our meeting. Everyone found the place. I hope no one had a problem getting there. The group seemed relaxed and enjoyed being together. If all goes well, this could be our permanent home and everyone will always know the location of the next meeting. We thank Central Christian for offering us the space.

Pete Birdsong gave an excellent program on logging rail-roading, provided us with good historical information, and showed us magnificent pictures of his exquisite layout. Our new projector worked well. Pete recently had an article on his N scale layout in *N-Scale Magazine*. His logging layout is On30 and will be featured in the next issue of *Narrow Gauge and Short Line Gazette*.

Donations to help pay for the projector are appreciated. They may be sent to our treasurer Lou Jaquith whose address is in the officers' list in this newsletter. Checks should be made out to MCR Division 10.

The visit to Tom Miller's unusual layout (photo to the right) gave us a chance to see S Gauge at work, since we don't see that size often. Tom has done a huge amount of work on that layout and it was great fun to watch all those trains running. He also had a video which showed his former layout in Connecticut. S Gauge is a nice size, especially for us senior citizens whose eyesight is not what it use to be.

At the end of May several of us will be attending the Mid Central regional NMRA convention in Columbus, Ohio. I look forward the learning more at the clinics and meeting other model railroaders. Tom Miller, our regional education chairman, and I will be attending the regional board meeting and will give a report in a future issue of the Lantern. It is always interesting to find out what other divisions are doing. Some, like Division 7 in

Cincinnati, are much larger than ours, others are very similar to ours.

By the time you read this we will have had our first hands-on workshop, led by Fred Plymale. A report can be found on page 4 of this issue. We hope to have others. It is fun to build things together and learn new techniques.

Our next program will be presented by Wendell Greer, our Achievement Program chairman. He will explain the program and its requirements. Whether you are interested in working for achievement certificates are not, you will find the requirements challenging and instructive about how to improve your own layout. We all want to do the best quality work we can, and the Achievement Program pushes us to do it. Wendell's presentation will encourage all of us to raise the level of our model railroading.



The layout visit on May 3rd will be at Rich Raspenti's home. He bought a house with an HO layout in it and converted it to N scale. It will be interesting to see his work.

I will be returning from the convention the day of our next meeting, but plan to be back in time to be with you. If you missed the last meeting and need instructions on how to find Central Christian Church, give me a call.



National Model Railroad Association

The Lantern is a monthly (except July) publication of Division 10, Mid Central Region (MCR), National Model Railroad Association. All opinions expressed herein are those of the authors, and do not necessarily reflect those of Division 10, the MCR, the NMRA, or anyone else.

Mid-Central Region Officers

- Dick Briggs, MMR, President
- Merlyn Jarman, Vice President
- Paul Smith, Treasurer
- Bob Weinheimer, Secretary



Committee Chairs

Achievement Program	Wendell Greer
Community Activities (open)	
Company Store & Programs	Bill Robbins
Contests	Ron Kercheval
Conventions & Shows	Ed Butcher
Estate Sales (open)	
Member Aid & Membership	Fred Plymale
Member Database	John Gorman
Newsletter & Photography	Stew Winstandley
Webmaster	Pete Birdsong
http://div10-mcr-nmra.org/	

In Recognition...

Many thanks to folks listed in the column below. They have given their time, materials and/or money to support our club. We encourage all members to help with financial support to *The Lantern* and our website and the Division 10 train shows. **Send your monetary contribution to our Treasurer.**

To be listed here your contribution needs to be at least \$20 in cash or material valued at \$50 or a total of 20 hours time within the last year. Division 10 receives NO monetary support from the NMRA or the Mid Central Region. Division 10 is recognized by the US government as a 501c3 corporation and your cash or material donations may be tax deductible.

Contributions of materials or time should be reported to John Gorman so that he can keep track of them.

To the right of each contributor's name is the date of his or her latest contribution. Whenever one makes a contribution of money, material or time, his or her date will be updated and for new contributors, their name will be added. Folks who have not made a contribution in one year will be dropped from the list.

Division 10 Officers and Board

Bill Paulsell, Superintendent	wpaulsell@aol.com
2269 Camberling Drive, Lexington, KY 40515	859 273 5821
Bill Robbins, Asst. Superintendent	bandbbears2@windstream.net
4704 Sunny Point, Lexington, KY 40515	859 271 1268
Lou Jaquith, Treasurer	bjaquith1@insightbb.com
352 Greenbriar Road, Lexington, KY 40503	859 276 1358
Tom Miller, Secretary	tom.miller@uconn.edu
3237 Saxon Drive, Lexington, KY 40503	859 224 8563
Board of Directors:	
Pete Birdsong, MMR	rrpete@insightbb.com
2308 The Woods Lane, Lexington, KY 40502	859 268 1462
Edward Butcher	ebutcher2@netzero.net
2152 Rollingdale Road, Lexington, KY 40513	859 333 1416
Wendell Greer, MMR	dewvalley@insightbb.com
212 Southpoint Drive, Lexington, KY 40515	859 272 8731
John Gorman	jgorman@bgmrs.com
143 Chenault Road, Lexington, KY 40502	859 269 3573
Ron Kercheval	mrkerch@insightbb.com
135 Idle Hour Drive, Lexington, KY 40502	859 269 8185
Fred Plymale	f.plymale@insightbb.com
3463 Snaffle Road, Lexington, KY 40513	859 223 7270
Stewart Winstandley	skw.monon@yahoo.com
210 Brannon Road, Nicholasville, KY 40356	859 224 2122

Brian Jones	3/2009
Bill Paulsell	"
Ed Butcher	"
Orville Boes	"
Mark Sawyer	"
Ken Fortney	"
Tom Miller	"
William Hammer, MMR	2/2009
Alan Brock	1/2009
Randy Coffman	"
John Daniel	"
Bill Robbins	"
Robin Gridler	12/08
Pete Birdsong, Jr., MMR	"
Don Burris	"
Chris Cord	"
Tim Day	"
Irv Frary	"
John Gorman	"
David Oswald	"
Fred Plymale	"
Tom Wilson	"
John Deville	11/08
Lou Jaquith	10/08
Ron Kercheval	"
Phil Lester	"
David Battin	"
Alan Bourne	"
Wendell Greer, MMR	"
Tom Krill	"
Raymond Cox	9/2008
Ron Saylor	8/2008
Stew Winstandley	"
Jim Campbell	7/2008
Ed Fuller	"
Michael Tyra	"
David Toles	"

*If you have made a donation of money, materials and/or time that is not reflected on this list, please notify John Gorman. **THANKS!***

Scale Reproductions Hobby Shop

3073 Breckinridge Lane, Louisville, KY 40220 502 459 5849 www.srihobbies.com

HO & N Scales - NMRA members are eligible for our 10% discount

Weekdays 10 - 7:30, Saturday 10 - 5, Sunday 1 - 5



"Railroad" Pete

Witless & Clueless: The Continuing Saga of Larry Loungecar and Rivets O'Reilly

Created by "Railroad" Pete Birdsong, written by Mike Armstrong



Mike Armstrong

Rivets: Hey Larry! Where are ya?

Larry: Come on in Rivets. I'm in the middle of a mess.

Rivets: Holy Smoke, Larry! What are ya doing sittin' in the middle of all those magazines?!

Larry: It was that dumb cable guy. He wanted to run the cable through my railroad magazine closet. I told him not to open the door but he wouldn't listen.

Rivets: Where is he now?

Larry: Well, when he opened the door, all these magazines fell on him and he fell backwards and broke his arm. He just left with the paramedics. Said he was gonna sue me.

Rivets: Man, that's too bad.

Larry: Well, I'm gonna sue him right back for messin' up my filin' system.

Rivets: Geeze, Larry. I don't have that many magazines. How many do ya subscribe to?

Larry: Well, Rivets, at last count it was fourteen or fifteen...give or take a special issue.

Rivets: Why do ya subscribe to so many? I subscribe to three and barely get them read.

Larry: Well, Rivets, there is a method to subscribing to so many magazines. First of all, I become knowledgeable in several scales. So I can talk to any model railroader about any scale any time. But secondly and most important, I learn a lot about what mistakes not to make on my layout or I learn about better ways to do things.

Rivets: It seems to me ya don't have to worry about better ways to do things. You can't have time to model and read all these magazines.

Larry: Well, look here, Rivets. Like in this issue of *N Scale Railroading*...I learned how to make some great apple trees. And they looked pretty nice on the layout.

Rivets: Yeah, but ya made 'em in "N Scale". On your layout they look like raspberry bushes.

Larry: Well, that was a problem, but if I spend all my time readin', I won't make that mistake again!

Rivets: Larry, you couldn't have possibly read all those magazines!

Larry: Rivets, ya have to plan how to read 'em. For example, I am pretty regular when I go to the bathroom. I go three times a day. If I read fast that is good for one magazine. And that time I had the stomach flu, I read seven magazines in one day.

Rivets: Larry, I don't...

Larry: Rivets, let me finish. I take a long lunch every day. That gets me through a third of a magazine right there. And I go to bed at 7:00 every night, and I read 'til ten. I get through quite a few on a good night.

Rivets: A good night?

Larry: Yeah. Most of the time I fall asleep by 7:15. That bed feels so comfortable.

Rivets: Larry, I think you are magazine poor. That's a lot of money to spend on magazines every year. How do ya buy anything new?

Larry: I have a wife that works downtown at a department store hobby shop. I get a discount.

Rivets: You have a wife who is one day gonna brain ya with a hand full of those magazines.

Larry: Rivets, with those magazines, I learn what's new, see some great pictures, learn a few skills, know when model railroad events are in my area, and best of all, have them as a reference library. What more could ya ask for?

Rivets: Well, maybe this one time you have talked me into you side of the issue, except for maybe one thing?


Larry: What's that?

Rivets: That closet is a fire hazard!!!



Seven Members Attend Fred Plymale's Clinic

Text and photos by Stew Winstandley



Fred Plymale

We received our Bar Mills Ravelia's Shipping & Storage HO scale kit, donated by Art Fahie, BMSM, from Fred and did some preliminary preparation before the clinic at Central Christian Church, Saturday, April 18th. This is a Bar Mills Basics kit featuring laser-cut walls, plastic windows and doors, for the novice structure builder.

With the walls of the building painted on both sides with gray primer for the weathered look, and our tools and paints in hand, with Fred's leadership we began putting it together. These kits include excellent modeling tips, and with Fred's helpful additional instruction this clinic was enjoyed by all attendees.




We vertically rolled the pounce wheel over the primed surfaces to simulate nail holes, although we guessed the HO scale distance for 16" studs. Then it was time to paint the walls with our fan brush, not completely covering the gray primer. Next was the strips of roofing material over the cardboard roof and the black paint for the roof surface. The plastic windows and doors come in the kit in gray, which needed to be painted white, or the color each wanted for these pieces. I think Lou Jaquith conveniently used gray on gray, just like the old IC structures on his layout, while the rest of us were more colorful.

We learned how to sand the back of the paper signs for the building and how to apply them to the building using Fred's specially thinned glue mixture. After inserting the windows and doors, Fred applied clear drying glue to my garage door windows to simulate glass. On the remainder of the windows I glued the clear plastic to the inside. In this small model, either method gives the appearance of glass.




Next we applied glue to pairs of walls and squared them off as the building took shape. Fred showed us what thinned India Ink can look like when rubbed over the walls.



Fred's completed model with scenery

In less than three hours we had a building to take home. For a couple of us, the scale isn't correct, but we went away with experience to be used in future projects.

www.barmillsmodels.com



Bar Mills' David Ravelia & Co. Shipping & Storage

THE NMRA'S NATIONAL CONTEST INVITES YOU TO

A CELEBRATION OF MODELS, PHOTOS & CRAFTS



MODELING,
PHOTOS, &
AD BY
TONY BUCCA

VISIT US AT...
WWW.HN2009.ORG OR WWW.NMRA.ORG

JOIN...THE NEW JUDGED KIT BUILT MODEL CONTEST
MEET...FELLOW MODELERS, PHOTOGRAPHERS,& CRAFTERS
VOTE... FOR YOUR FAVORITE IN THE "PEOPLE'S CHOICE AWARDS"
SHOW & TELL...YOUR LATEST EFFORTS IN THE MODEL SHOWCASE
PLUS ALL THE STANDARD CONTEST EVENTS AT THE...

HARTFORD NATIONAL CONVENTION JULY 5TH~11TH



There are a few of the Bar Mills kits used in the clinic available for purchase from Lou Jaquith. If you're interested, bring \$15 to the May meeting.



Division 10 Treasurer's Report March, 2009

Beginning balance (March 1, 2009)		\$3170.63
Expenses	Projector	-688.99
	Library rent	-20.00
Deposits	Contributions	415.00
	Car sale	10.00
Ending balance (March 31, 2009)		\$2886.64

Bluegrass Railroad Museum, Versailles, Ky.


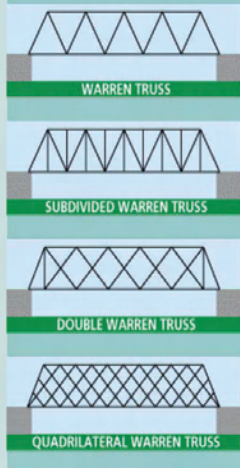
Museum exhibit "Lincoln and the Railroads" open Saturdays and Sundays May 16 through November 1 12: 30 PM to 4 pm.

Special "Meet Mr Lincoln" event May 23 and 24. Meet and talk with Mr Lincoln as he visits the Museum and rides the train.


www.bgrm.org

Truss - Warren variations

A **Warren truss**, patented by James Warren and Willoughby Monzoni of Great Britain in 1846, can be identified by the presence of many equilateral or isosceles triangles formed by the web members which connect the top and bottom chords. These triangles may also be further subdivided. Warren truss may also be found in covered bridge designs.



Third place in April's Bring n' Brag was E. B. Tyra's HO bridge, pictured above. This is a scratch built Warren truss bridge. It is made of white pine cut in Michael Tyra's woodshop. The grooves in the beams were cut on the table saw. The gussets were cut with scissors from maple veneer. Rivets were added with a pounce wheel. All the pieces were cut to length in a miter box and fitted with a box cutter.



The blueprint was drawn based on pictures and specifications in the *Model Railroad Bridges & Trestles* book available from Kalmbach Publishing Company.

To prevent sticking, the blueprint was laid on cardboard and covered with wax paper. The cut pieces of wood were held in place on the wax paper with cross pins. The flat assemblies were glued together to complete the bridge. It is painted with old silver and is weathered with Micro-Mark's Doc O'Brien's weathering powders.



Passenger Cars for May Bring n' Brag

We had On-line structures for our April Bring n' Brag, and again we had outstanding entries. I want to thank Bill Paulsell for covering for me while I was out of town.

Fred Plymale presented his Logging Repair Shed and his "Saylor's Sorghum" diorama. E. B. Tyra entered his impressive scratch built bridge. It's great to see a young modeler showcase his work. Michael, your son did you proud.

Mike Walter, Don Burris, and David Battin also participated. It's great to see Mike Walter back with us.

Fred's Logging Repair Shed won first place, his Saylor's Sorghum placed second, and E. B.'s bridge took third. Thanks for the participation. See you May 3rd with your revenue and non-revenue passenger cars. — Ron Kercheval

Bring n' Brag Rules

Points are awarded for models as follows: One point is given for your first entry; a second point is given if that entry is "On Topic". You can have additional entries but you can only be awarded "entry" points for one item each month. Following peer judging, three points are awarded for First Place, two points for Second Place, and one point for Third Place. Multiple entries can each win points for placing.

2008-09 Bring n' Brag Standings by Total Points High to Low		
	April 2009	Total
Don Burris	2	10
Pete Birdsong	-	10
Tom Miller	-	9
Fred Plymale	7(1st, 2nd)	7
Lou Jaquith	-	7
Stew Winstandley	-	7
Bill Robbins	-	5
Tim Day	-	4
Phil Lester	-	4
Tom Krill	-	4
Dave Battin	2	4
Michael Tyra	-	3
E.B. Tyra	3 (3rd)	3
Ed Sims	-	2
Mike Walter	2	2

<http://www.trainfestival2009.com/>



TRAIN
festival
2009

"America's Largest Celebration of Railroading in 2009"

Coming July 23-26, 2009, the sounds of steam whistles, the clackety-clack of steel wheels on rails, the smell of coal smoke and excitement of children of all ages will take over the Steam Railroading Institute in Owosso, Michigan.



HUGE Model train layouts will be running hundreds of trains each day. One of the largest layouts will be an O-gauge modular layout brought to TrainFestival 2009 from the Chicago area. The layout is owned by members of the Independent Hirailers Midwest Division and travels around the midwest. This O-gauge modular layout is highly detailed and covers nearly 3000 square feet of space. Children of all ages will enjoy this **HUGE** model train display.



LEGO's have been around for years and have been enjoyed by children of all ages. When visiting TrainFestival 2009 you will see one of the best all-LEGO constructed train layouts in North America. The Michigan LEGO Train Club [www.michlug.org] will have a large modular layout for all to see. Come see awesome model train layout. Your kids will be talking about this for years!

THE LANTERN
NEWSLETTER FOR NMRA DIVISION 10

143 CHENAULT ROAD
LEXINGTON, KY 40502-2304
DIV10-MCR-NMRA.ORG



NEXT MEETING

AP REQUIREMENTS

2 PM, SUNDAY, MAY 3RD AT
CENTRAL CHRISTIAN CHURCH

BRING & BRAG

PASSENGER CARS

TOUR

RICH RASPENTI
3412 FLINTRIDGE CIR.,
40517

AROUND THE BEND

MON.	DAY	HOST	PLACE/TIME	EVENT / PROGRAM	TOURS	BRING & BRAG
May	3	Div 10	Central Christian Church, East Short Street, 2 PM	Wendell Greer, Achievement Program Requirements	Rich Raspenti's N scale layout	Passenger Cars
June	7	Div 10	Central Christian Church, 2 PM	Bill Paulsell, Resin Castings	Wendell Greer	Open Loads
July	5-11	NMRA	Connecticut Convention Center	No local meeting, national NMRA convention in Hartford, Conn.		
Aug.	2	Grosser	1145 Linn Road, east of Eubank, KY	Field Trip	Grosser's O scale layout	
Sept.	5 (Sat.)	Lawson	6531 Naomi, north of Monroe, Ohio	Field trip to layouts in the Cincinnati area	Starting at Bob Lawson's layout	

July 5-11 <http://www.nationaltrainshow.org/2009/hartford.html>

August 2 http://www.grossersnostalgia.com/?Venture_into_O_scale

August 22 BGRM Trains, Planes, and Automobiles Festival (Second annual)