



The Lantern



Volume 7 Issue 4

Division 10, Mid Central Region

April, 2005

Editor's Notes

Spring is now upon us and now we have yard work and other chores beginning to compete with our hobby time. An approach I would like to take is that the exercise one gets from weeding, mulching, planting and soon mowing can give you a clear head which makes you appreciate your train time all that more!

Division 7 has a new newsletter editor: Don Phillips. He may be reached at (513)226-2233.

Have an enjoyable April and come on out to Turfland Mall on Tuesday nights. Nice weather doesn't mean we have to put our trains away until fall!

- Ron Kercheval

Message From The Superintendent

We had a great meeting this March and I want to thank Pete Birdsong for his clinic and Pat Gerstle for inviting us to tour his layout.

Pete's clinic was the sort that had something of interest for everyone. He did a great job telling us of the kind of workbenches, tools and other useful items found in our fellow members modeling workshops. I think sharing experiences and information is a big part of what this club is about and Pete certainly did that in a big way with this clinic.


Our layout tour at Pat's house is one that is always rewarding. Pat is one of the few guys who have an apparently finished layout that has new scenes every time I visit it. It has been very

informative to see how Pat has made changes to an already completed scene. In one case he removed an entire mountain top to be replaced with structures, trees and new landscape. Since the last time I was able to visit he has completely revamped a town and moved a mine. And each time he changes things it appears that they were always there due to his ability to blend the new in with the existing.

In April we will be meeting at the Tates Creek Branch Library. Our clinic will be presented by Lou Jaquith. He will be talking about structure kitbashing and giving us tips on paints he has used for structures. Lou will be bringing several examples that are completed and explain how he did them. Don't miss this because it will be a great session.

Our layout tour will be at Alan

(Continued on page 2)



March Bring & Brag Winners - Lou Jaquith and Pat Gerstle

Lou Jaquith took first place in March's Bring n' Brag with this great looking roundhouse! Pat Gerstle won the Photography portion with some excellent shots from his layout.



National Model Railroad Association

The Lantern is a monthly publication of Division 10, Mid Central Region, National Model Railroad Association. Opinions expressed herein are those of the authors and do not necessarily reflect those of Division 10, the Mid Central Region, the NMRA, or anyone else.

Mid-Central Region Officers



President:
Howard Smith, MMR
3255 Big Run South Road
Grove City, OH 43123
614-871-0500
howardsmithmmr@aol.com

Vice President:
Brian Petroziello
6341 Silverbell Ct
Clayton, OH 45315
937-837-7533
bpetroz@aol.com

Secretary:
Ivan Baugh
9910 Shelbyville Road
Louisville, KY 40223
502-245-9816
iwbaugh@insightbb.com

Treasurer:
Judy Logan
6322 Mid Pines Ct.
Grove City, OH 43123
614-870-1433
logandj@earthlink.net

Trustee:
Howard Smith, MMR
(see above)

Division 10 Officers and Board

Superintendent:
John Gorman
143 Chenault Road
Lexington, KY 40502
859-269-3573
jgorman@lex.ky.us

Asst. Superintendent:
Fritz Dutro
306 Savannah Drive
Richmond, KY 40475
859-749-0566
fritzdutro@yahoo.com

Secretary:
Ron Kercheval
824 Della Drive
Lexington, KY 40504
859-276-2241
mrkerch@alltel.net

Treasurer:
Bill Robbins
4704 Sunny Point
Lexington, KY 40515
859-271-8839
bandbbears2@aol.com

Board of Directors:
Wendell Greer, MMR
212 Southpoint Drive
Lexington, KY 40515
859-272-8731
dewvalley@juno.com

Board of Directors:
Pete Birdsong
2308 The Woods Lane
Lexington, KY 40502
859 268 1462
rpete@insightbb.com

Board of Directors:
Mike Armstrong
4809 Agape Drive
Lexington, KY 40514
859-296-4746
pikaa@peoplepc.com

Board of Directors:
Tony Lucio
212 Wildwood Place-
Unit A
Frankfort, KY 40601
502-223-8599
goingincirclez@msn.com

Committee Chairs

Achievement Program	David Greer
Advertising	Open
Community Activities	Open
Company Store	Tony Lucio
Contests	Ron Kercheval
Conventions & Shows	Open
Editor	Ron Kercheval
Estate Liquidations	Mike Armstrong
HO Project Layout	Chris Cord
Member Aid	Wendell Greer
Membership	Wendell Greer
Photographer	Pete Birdsong
Programs	John Gorman, <i>Acting</i>
Webmaster	Pete Birdsong



“STUFF” & OPPORTUNITIES

Mike Armstrong occasionally knows of *members’ overstock* situations and other opportunities to acquire or dispose of “stuff.” Get in touch with him to find out what’s currently available. These liquidations, generally via a web auction, bear a 30 to 35% fee.

In addition, *The Lantern* is in a position to advertise your “overstock” items, for a fee of 10%.

Contact Bill Robbins to arrange for an ad, or Mike Armstrong for liquidations.

Message From The Superintendent

(Continued from page 1)

Brock’s Monon Line HO model railroad. Since the last time we have been at Alan’s he has done a lot of work on scenery and added many locomotives and pieces of new rolling stock to his rooster. I know you will find Alan’s hospitality and his layout to be great!

Our Turfland Mall layout continues to receive more visitors each weekend. It seems that many families bring their kids back week after week to see the trains. And our Tuesday night meetings are also growing in numbers and scope.

Last week David Griffin had a 92 car train running on the Turfland layout. The train was so long that it stretched across more than 6 modules (24 ft.). Chris Cord and the layout building crew are coming along

nicely on our “Build and Raffle” project. At this point they have laid most of the track. They will be working on the layout every Tuesday night. Anyone wishing to donate their talent and/or resources to help with the layout would be welcome. Please contact Chris at cmcord@bellsouth.net to offer you services.

And last. WE NEED VOULNTEERS!! We need you to help run the Turfland mall layout on the weekends, we need you to offer to share your knowledge and skills through clinics at our Sunday meetings and we need you help locate layouts and other points of interest to tour. Please contact one of the club officers or board members if you can help.

I will not be able to attend the April meeting but I hope to see you all in May.

- John Gorman

Scale Reproductions Hobby Shop

3073 Breckinridge Lane McMahan Plaza
Louisville, KY 40220
(502) 459-5849 brian@sri.win.net

- Specializing in HO and N scale model railroading
- Large selection of accessories, decals, detailing parts and reference.
- Large selection of DCC items including Digitrax, Lenz, NCE and more!
- Most items 10%-20% off retail price everyday.
- We also give an additional 10% discount to NMRA members!!
- Special order and mail order service available.

MCR Division 10
wishes to thank
Turfland Mall
for the use of the space
to display and run our
N Trak Layout

In Recognition...

Many thanks to our Patrons and Sustaining Members listed in the next column. (Sustaining Members contribute \$10.00 per year, and Patrons \$20 or more.) We encourage all members to help support *The Lantern* and our website. Division 10 receives NO monetary support from the NMRA. Division 10 is recognized by the US government as a 501c3 corporation and your donations may be tax deductible.

To the right of each contributor's name is the date of his or her latest contribution. Whenever one makes a contribution, his or her date will be updated and for new contributors, their name will be added.

Alan Brock	3/1/2004
Edward Butcher	3/1/2004
Irv Frary	3/1/2004
Ron Kercheval	3/1/2004
Phillip Ditchen	5/1/2004
Mark Hunt	6/1/2004
Donald Birdsong, Jr.	9/1/2004
Robin Grider	9/1/2004
Tony Lucio	9/1/2004
Louis Jaquith	10/1/2004
John Daniel	11/1/2004
Fritz Dutro	11/23/04
David Griffin	1/1/2005
William Hammer	1/1/2005
Jeffery Hinnrichs	1/1/2005
Edward Keyser	1/1/2005
William Robbins	1/1/2005
John Gorman	1/31/2005
Tom Lykins	1/31/2005
Michael Lyons	2/2/2005
Richard Frye	2/6/2005
Robert Lawson	2/6/2005
John Deville	3/9/2005
Ed Scheiner	3/9/2005

Support Our Local Hobby Shops

Our advertisers are supporting us with their ads, so let's support them with our business! A strong retail network is vital to keeping the hobby visible to the public, and provides valuable help to newcomers. By our patronage of their stores, they are able to continue bringing more people into the hobby, and promoting our organization.....

win-win!!



Bring n' Brag February, 2005

Structures was the category for our March meeting. We only had three entries but they made up in quality for the lack in quantity.

First, Richard Frye entered an impressive "Coldwater Co-op" grain elevator, Lou Jaquith showed up with an awesome six stall roundhouse, and Bill Robbins had a great looking "Booty Corner" diorama complete with an IGA grocery and "Buster's Barber Shop." Lou took first place, Bill placed second, and Richard came in third. Hats off to our modelers for some super looking structures! Also, Lou had an impressive display of prototype documentation displayed with his roundhouse.

There were two photo entries: Lou entered a nice looking photo of two steam locomotives in his roundhouse, and David Greer had two razor sharp photos taken on his N scale layout.

We have just completed our first quarter in our new Bring n' Brag format. Certificates will be presented to the first, second, and third place participants from the last three months. We greet April with a clean slate and start a new scoring period. The category will be Locomotives (of all types).

We will be back in familiar territory at the Tates Creek library branch. As usual, our Show and Tell and Sales/Trade tables will be open and ready for use. If anybody didn't make it to any of the recent train shows in the area or have been suffering from cabin fever, here is your chance to make up for it! Don't let a pretty day keep you away. The grass can wait 'til Saturday. See you next time!

- Ron

2005 Bring n' Brag Scores

MODELS

High to Low or Tie	Mar.	PT
Lou Jaquith (1st)	5	9
Bill Robbins (2nd)	4	7
David Batten	-	6
Pat Gerstle	-	5
Fritz Dutro	-	5
Tony Lucio	-	3
Richard Frye (3rd)	3	3

PHOTOS

High to Low or Tie	Mar.	PT
David Greer (1st)	5	10
Lou Jaquith (2nd)	4	4

Points are awarded for models according to the following rules. Three points for a first place. Two points for second place and one point for third. One point is awarded for your first entry. A second point is given if that entry is "On Topic". A member may submit only one entry per month.

Bring n' Brag Schedule for 2005

April 2005 - Locomotives (All types)

May 2005 - Rolling Stock (All types)

June 2005 - Structures (All types)

July 2005 - Locomotives (All types)

August 2005 - Rolling Stock (All types)

September 2005 - Structures (All types)

October 2005 - Locomotives (All types)

November 2005 - Rolling Stock (All types)

December 2005 - Structures (All types)



Witless vs. Clueless

*The Continuing Railroad Adventures of
Rivets O'Reilly and Larry Loungecar*

Created by 'Railroad' Pete Birdsong - Written by Mike Armstrong



Rivets: Honey, I hate goin' ta funerals.

Bonnie (Rivet's wife) I know. It will be all right. Go and pay your respects. And then come home. You don't have to stay long.

Rivets: I feel like I gotta stay the whole time. After all, he was my best friend. Maybe I could get in and out faster if you went with me.

Bonnie: I have already told you. I am not going. He was your best friend, not mine. I didn't even like the guy. He would drink stumppwater if he thought it had anything to do with trains.

Rivets: I don't think you should speak ill of the dead. It's bad luck.

Bonnie: Rivets, I know you are hurting, but Larry Lougecar wasn't right and this last stunt proves it. And I do mean last. I mean, what kind of a person would strap ten air mattresses to his back and stand in the middle of a train track and wait for a train to come along!?

Rivets: Well, Larry always did think about things differently than most of us. I feel bad about all the teasin' I did about the crazy things he did. It just won't be the same without him.

Bonnie: They say it wasn't the train hitting him that killed him. The paper said a witness saw him fly a hundred feet through the air and hit an ice cream truck. He was yelling like that Disney Goofy character. The paper also said he was workin' on a prototype animated display for his railroad. What does that mean?

Rivets: Well, first of all he had this display he was working on for Operation Lifesaver. He had strapped one of those little air bubbles from packagin' material to a HO person. The train hit it and knocked it aways, but the person landed standin' up. Larry, was

trying to see if it could happen in real life so that he could add something to the Operation Lifesaver display.


Bonnie: What could he have possibly added with a stunt like that.

Rivets: Well, knowin' Larry, he had some lame reason. I guess that reason died with him. I'm sure gonna miss 'im.

Bonnie: Well, if it is any consolation, you know he left all his train stuff to you.

Rivets: That's Larry's last joke on me--nothin' worked.

Armstrong: Come on, people! April fool! Even Larry Loungecar is not that dumb!!



Modeling Tips: A Different Approach III

By John Deville

MODELING TIPS: A DIFFERENT APPROACH III BY JOHN L. DEVILLE

Before we pull in our peddler freight into the classification yard, there was a need for a "c & e" flimsy for instruction. The first part of this series was on the rationale of resources for building materials. The second part rolled in with what basic materials we could find or scrounge in our locale and what basic tools we would need. In the line of lumber, we itemized selected items we could build and place on the layout. This time let's concentrate on plastics.

Part A: A Little Knowledge About Plastics And Where To Find Them

i cannot begin to tell you how many kinds of plastics we have for choices. In your case or mine, all of us have to be selective which type of plastic to use. i wont delve in the chemical and physical properties of plastics in this article, but I do want to give you hints what are available. All of us look for those plastics that are easily carved by knife, razor saw, rasping file, etc. The "milk-bottle plastic with its smooth and "funny-feeling" rub is to be avoided. There might be some use for its curved part or the flat surface.

Part B: Characteristics and List of Items to Model

Let's itemize the various sources of plastics, list some characteristics we can expect, and describe what can be made..

1) flat, black cases holding ribbons used in the earlier computer printers (plenty still around) having just about the right or nearly correct thickness to prepare and cut for a) structure sides, b) roofs, c) sides for boxcars, hoppers, gondolas, flatcars, cabooses, tenders for steam locos, and stockcars, d) small roads, railroad crossings, foundations for structures, e) scribed wood fences at junkyards, swimming pools, backyards, lawns (picket-type), and f) before I forget, you can obtain plastic gear-like pieces and a small spring from such printers' cases. I notice there are basically two types of surfaces: smooth and a type with a gritty or rough feeling. Be sure to wear gloves and an apron before pulling out the inky ribbons.

2) clear, white, or colorful straws of different diameters and lengths from stores and fast-food restaurants...a) pipes and/or culverts as flatcar and gondola loads, b) pipes stacked at construction sites, c) flex-bending or accordion style straws can be used at areas required for irrigation on a modeled field, water tank spout for steam locos, culverts under roads, drain pipes from a factory ("liquid better be clean"), d) smokestack and top part of brick chimney, e) smaller diameters be made into factory or other structures' railings on stairways, and f) pipes and long, narrow funnels at feed mills and grain elevators.

3) McDonald's coffee swivel stick (long shaft, flat paddle part, "golden arches" part):

rr sign posts	pallets	door panels in sliding doors
street signs and posts	mileposts	staircase supports and steps
scale handles for tools	window muntins	trestles and bridge parts
porch railings and posts	chimney parts	signal bridge details
utility pole arms	lumber	fence posts
walkways over tracks	crates and cartons	wood scrap piles
dormer window parts	false fronts for stores	picket fence and posts
telephone box on post	railings on structures	fire tower crosspieces
traction wire poles	TV antennas	radio tower crosspiece

(Continued on page 7)

Modeling Tips: A Different Approach III

(Continued from page 6)

fire alarm box and post pilings for ramps posts and braces for platform and shed
slats for board fence switch stands interior studs and rafters or structures

(This is just the tip of the proverbial iceberg, for there is more on the uses of this plastic resource from the McDonald's coffee stirring stick.)

Part C: Looking Ahead

There are other sources for plastics, and we need to explore into plastic cups, plastic containers, TV meal plates and a few others as well as deciding what parts to carve and shape to enrich reality on the layout. We can continue this article in the next issue of "The Lantern." Future articles in this series will be the search in a) continuation of uses of other plastic materials, b) uses of metals, such as wires, aluminum, flat plates and others, c) heavy papers, cardboards, and fibers, and d) sources of odd-ball materials such as corks, and others. When this series nears its completion, the very last article will consist of references to various modeling tips in commercial periodicals, books and other newsletters. This will be most nearly important as to where we can find such articles on modeling tips (ideas) and model building parts from common sources..

As our peddler freight's 4-4-0 hooks up its caboose and chugs out of town, look for the next issue for more fun in model building and model railroading. (to be continued)

- John Deville

AROUND THE BEND

MON.	DAY	EVENT	PLACE/TIME	PROGRAM	TOUR	CONTEST
APR	3	MCR DIV 10	Tates Creek Library 1737 Russell Cave Road 2:00 PM	Structure Kitbashing Presented by Pete Birdsong	Alan Brock	Locomotives (All Types)
Apr.	8	BGRRC	Meadowthorpe Community Center 7:30 pm	Lexington and Ohio Presented by Franklin Miller		
MAY 2005	12-15	MCR Convention	Comfort Inn, Austinburg, OH	Contact: Matt Kross e-mail mkross@earthlink.net		
JULY 2005	TBA	NMRA Nat'l Convention	TBA, Cincinnati			

Next Meeting:
Sunday, April 3
2:00 - 4:00 pm
Tates Creek Branch
Library
Lexington, KY

Program:
Structure Kitbashing
Presented by
Lou Jaquith

Tour:
Alan Brock

Bring & Brag:
Locomotives
(All types)




Come on out to Turfland
Mall on Tuesday nights
Between 7:00 and 9:00!



The Lantern

Published monthly by Division 10
Mid Central Region
National Model Railroad Association
143 Chenault Road,
Lexington, KY 40502
jgorman@lex-ky.us
On-Line: nmra-division10.railfan.net/



Contents	
1	Superintendent's Message Editor's Notes
2	Officer Listing Company Store Committee Chairs Super's Message, cont'd.
3	Support Your Hobby Shops Contributors
4	Bring n' Brag Report Bring n' Brag Scores & Schedule
5	Witless vs Clueless
6	Modeling Tips: A different Approach III
7	Modeling Tips, contd. Around the Bend